



# October 2024

## Enrollment Census Updates as of October 22, 2024

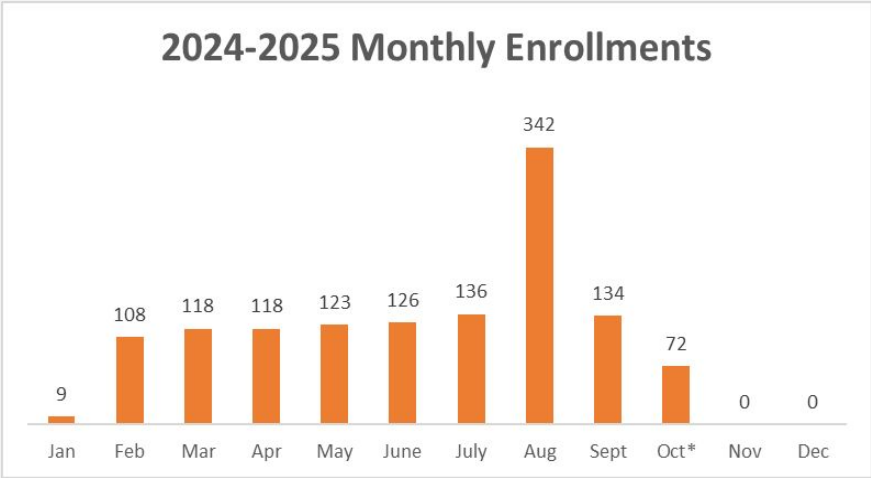
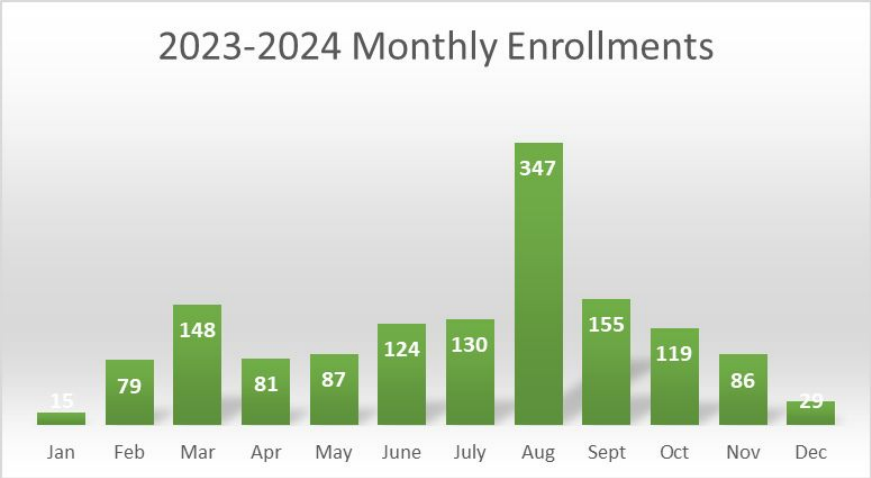
*SC 10.24.24 4 A*

# Newly Enrolled Families and Comparison

Registration for the FY 2025 school year begins in February

Enrollment is rolling all year long. The months of **Feb-June** we are enrolling for two school years simultaneously.

Below are the new enrollments by month for FY24 and FY25 (*as of 10/22/2024*)



# Enrollment Totals by Grade as of 10/22/24

 **HPS CENSUS DATA | 2024-2025**  
Based on combined data from Active Enrollments, Registration, and Ideal Class Sizes

Current as of  
**Oct 22, 2024**

Enrollments  
**8,094**

**SELECT GROUPINGS**

☒ **GRADE LEVEL G...**

**Enrollments**

☒ ELEMENTARY SCHOOL

3K

☒ MIDDLE SCHOOL

2.6K

☒ HIGH SCHOOL

2.1K

☒ OTHER

395

☐ **SCHOOL TYPE (...)**

**Enrollments**

☒ REGULAR

7.4K

☒ PRESCHOOL

344

☒ ALTERNATIVE

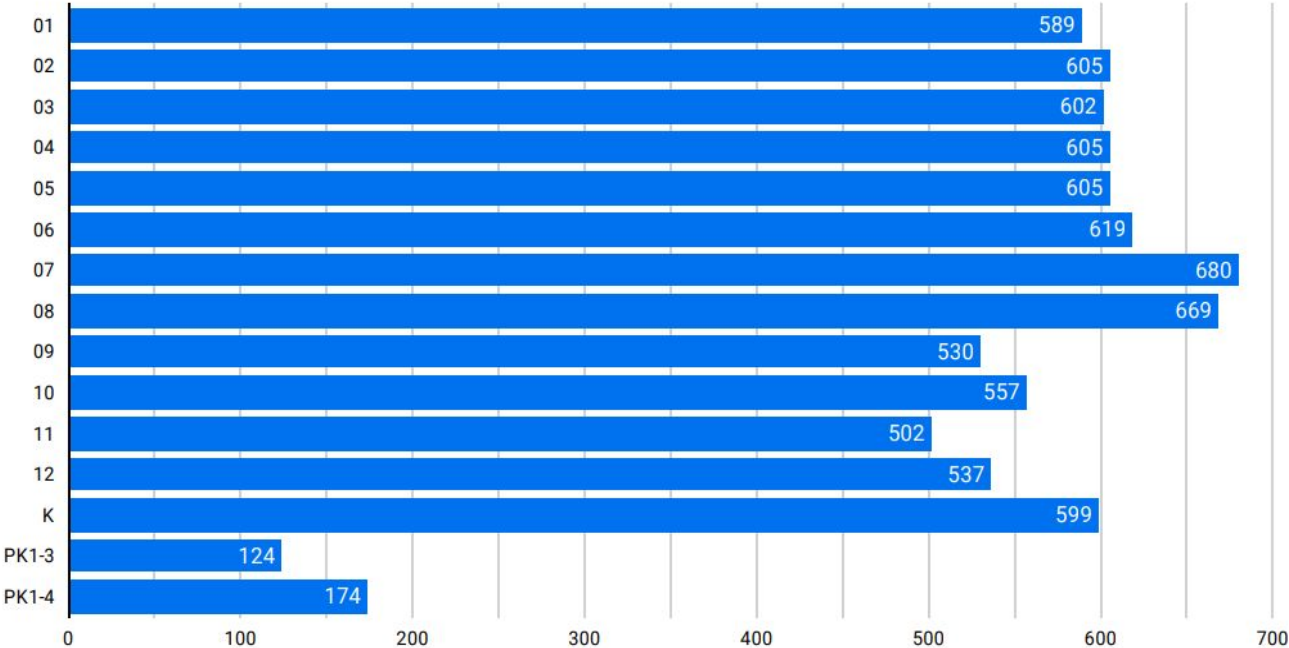
238

☒ ODA

86

☐ REGISTRATION

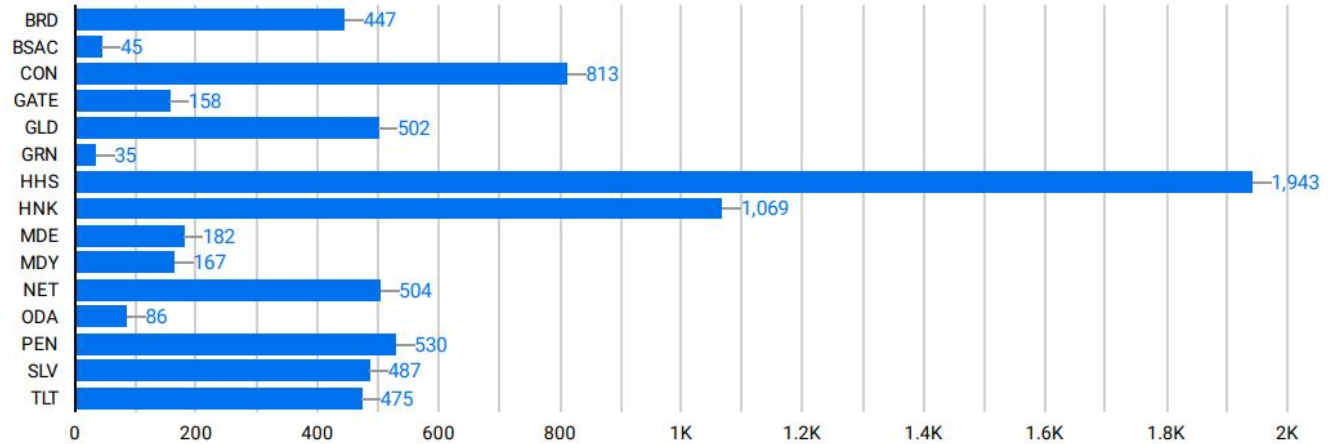
14



# Enrollment Totals by School as of 10/22/24

## COMPARE SCHOOLS

✓ School	Enrollments
✓ BRD	447
✓ BSAC	45
✓ CON	813
✓ GATE	158
✓ GLD	502
✓ GRN	35
✓ HHS	1.9K



## Class Average Size By Grades

Grade K	18.87
Grade 1	21.01
Grade 2	20.82
Grade 3	21.93
Grade 4	22.11
Grade 5	22.52
Grade 6	24.4
Grade 7	24.31
Grade 8	24.15

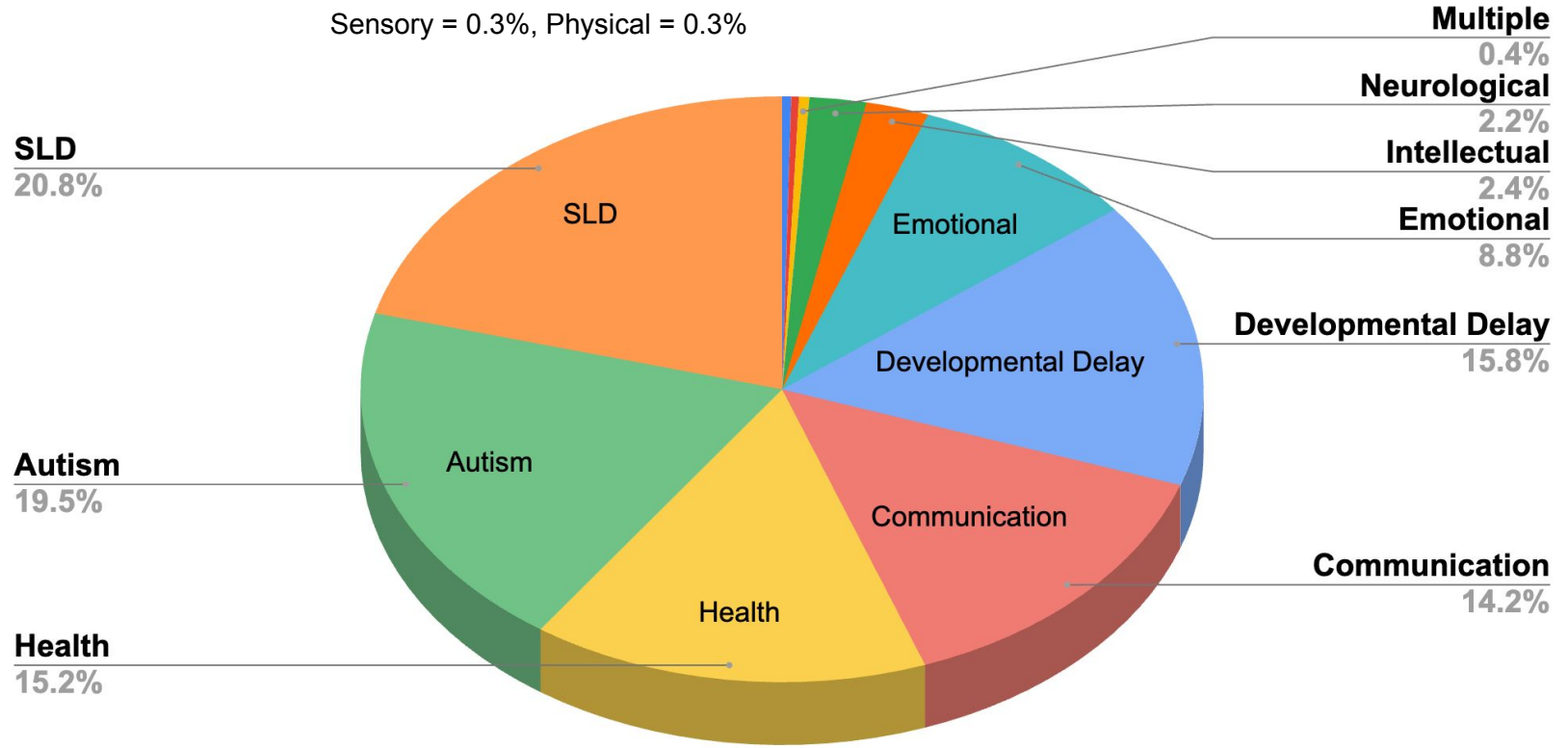
Lowest Average  
Class is **18**

Highest Average  
Class is **26**

# Out of District Students as of 10/22/24

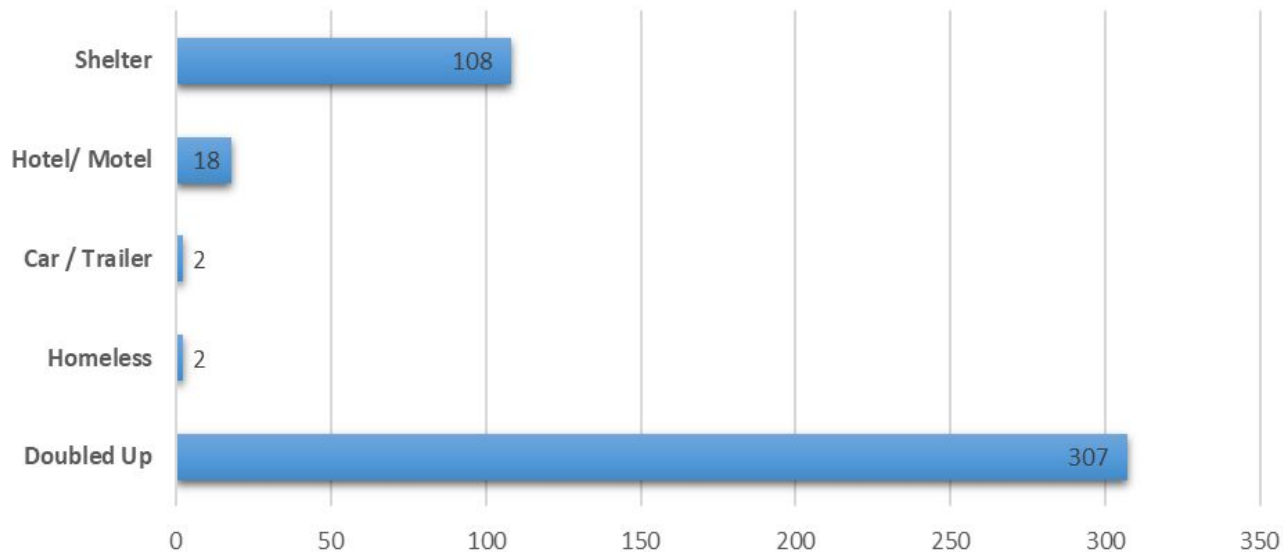
<i><b>GRADES    TOTAL ODA STUDENTS</b></i>	
<i>Grades K-4</i>	8
<i>Grades 5-8</i>	17
<i>Grades 9-12</i>	44
<i>Grades – SP Beyond Gr12</i>	19
<i><b>Total</b></i>	<b>88</b>

# Haverhill Special Education Disability Type



# McKinney Vento Students Enrolled & Living Situations

McKinney Vento Students



	Doubled Up	Homeless	Car / Trailer	Hotel/ Motel	Shelter
McKinney Vento Students	307	2	2	18	108

■ McKinney Vento Students

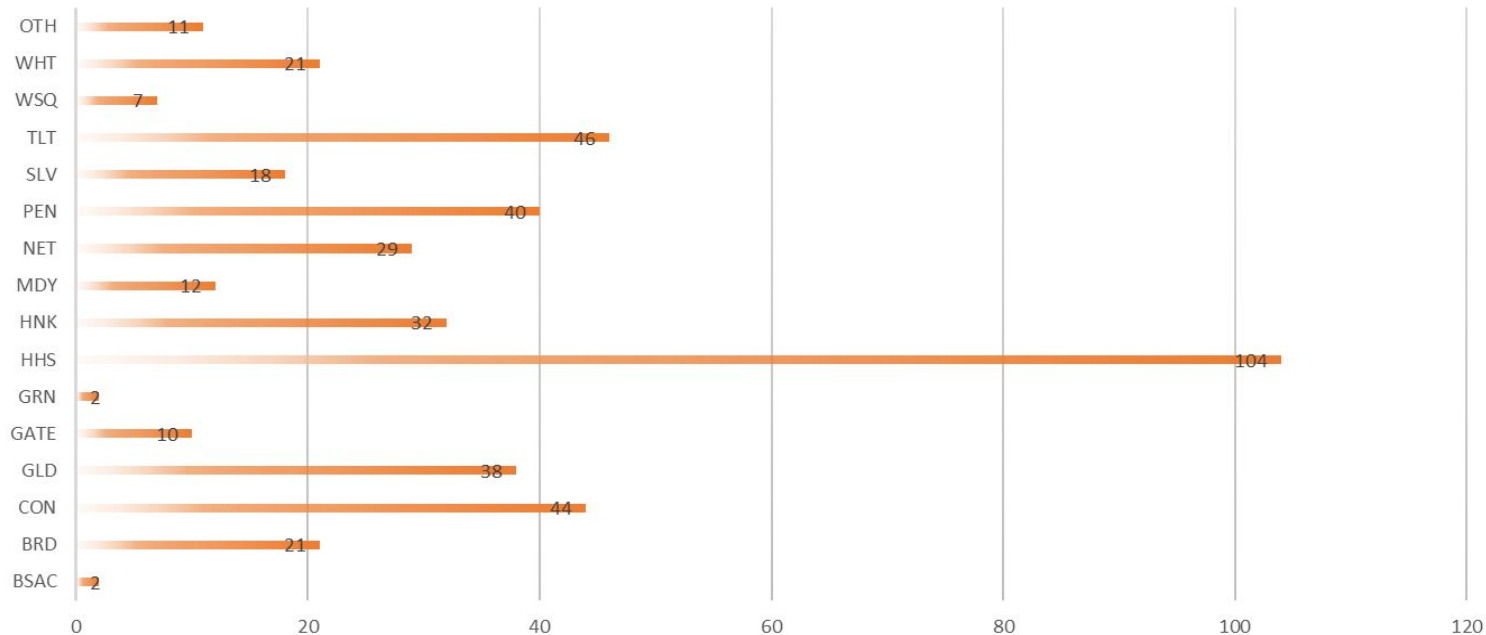
As of 10/22/24  
there are **437**  
Homeless HPS  
Students

Additionally, we  
have **27** MKV  
students who  
live in Haverhill  
but attend their  
schools of origin  
out of our  
district  
(Cost - Share)



# McKinney Vento Students by School

MKV STUDENTS BY SCHOOL

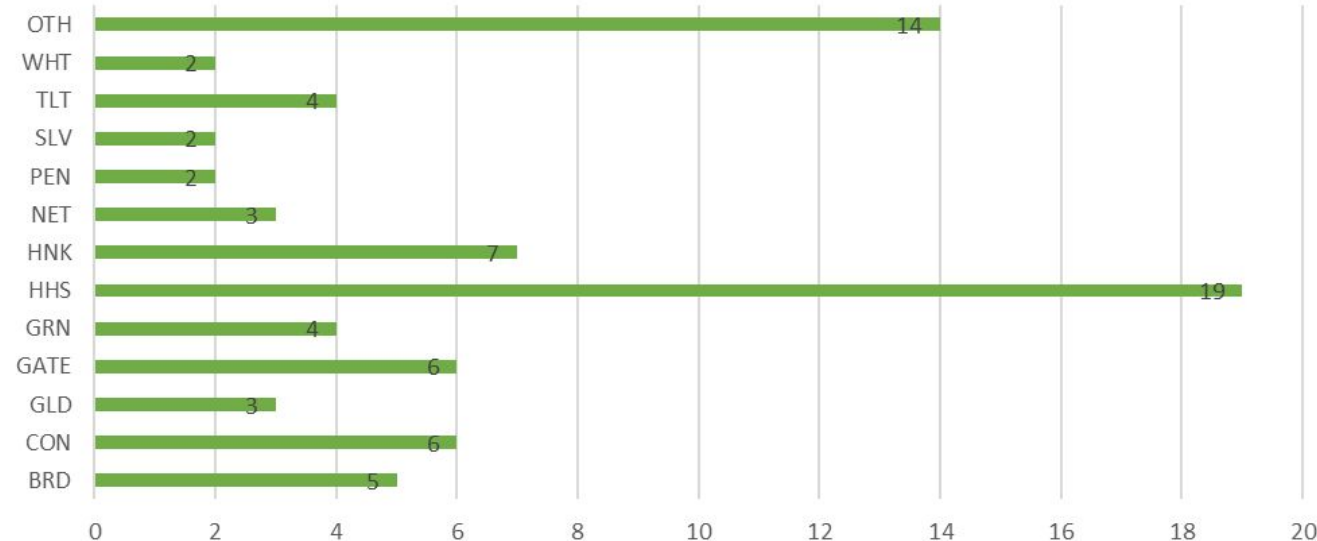


	BSAC	BRD	CON	GLD	GATE	GRN	HHS	HNK	MDY	NET	PEN	SLV	TLT	WSQ	WHT	OTH
■ MKV Students	2	21	44	38	10	2	104	32	12	29	40	18	46	7	21	11

■ MKV Students

# Foster Care Students By School

Foster Students By School



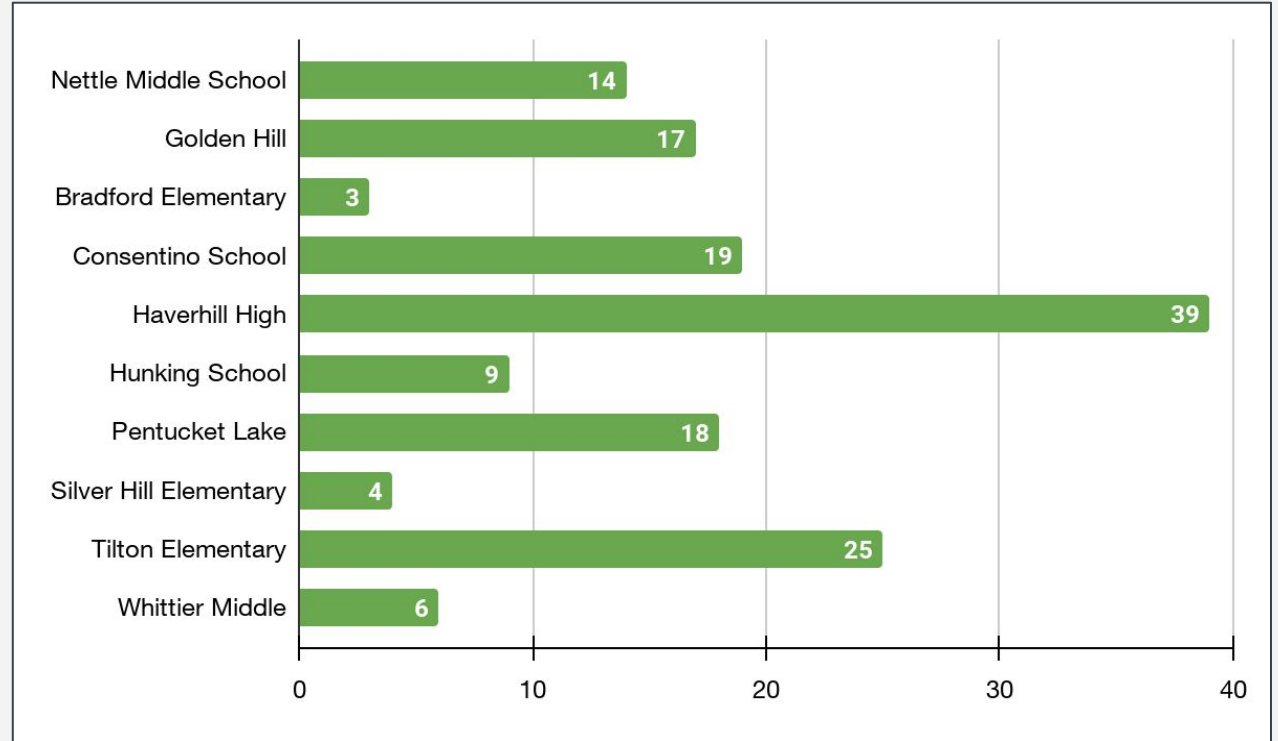
As of 10/22/24  
there are **77**  
Foster Students

	BRD	CON	GLD	GATE	GRN	HHS	HNK	NET	PEN	SLV	TLT	WHT	OTH
Foster Students	5	6	3	6	4	19	7	3	2	2	4	2	14

Foster Students

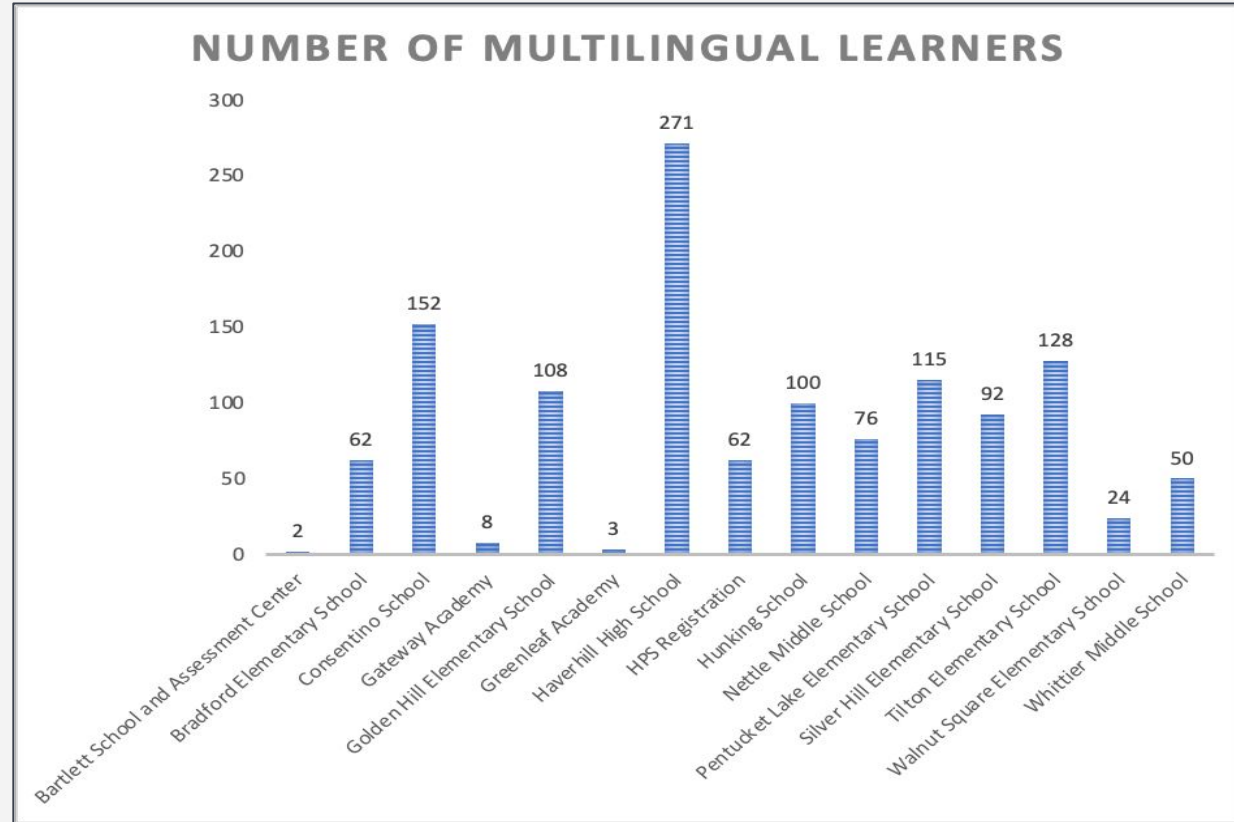
# Multilingual Learner (ML) McKinney Vento Students

Total # of HPS MKV Students	Total # of HPS ML MKV Students	% of MKV Students That are ML
437	154	35%




# Multilingual Learners by School

- 1179 total
- Increase of 153 MLs from 9/2023
- 14% of the HPS student population are MLs



# MLs by English Proficiency Level



**First  
Languages &  
Translations**

**HPS has 34  
languages in  
total!**

