



# Haverhill Public Schools

## Budget FY24 / SY2023-2024

*Prioritizing Student Achievement*





# Today's Agenda



**Budget  
Process**



**What Does  
the Data  
Say?**



**Creating a  
Budget/Building  
a School System**



**The  
Numbers**



**What's Next?**





# Glossary of Financial Terms

- Net School Spending
  - What is required by the district to expend on education annually
  - Consists of Chapter 70 and Local Contribution
- Chapter 70
  - State funding provided to school districts
- City Costs - AKA “Chargebacks”
  - Health Insurance / City Positions / Other Costs
  - Requires agreement between School Committee and City
- ESSR
  - Federal Funds issued to School Districts during the Pandemic
- Entitlement Grants
  - Federal Funds provided annually to fund Federal Mandates (IDEA / Title Grants)
- LEA
  - Local Educational Agency (City of Haverhill)





## Community Budget Survey Data

1,436 Responses

- 954 Parents/Guardians
  - 577 Staff
  - 48 Resident No Enrolled Student
  - 7 Students
- 

- 200 Pre-K / Kindergarten
- 430 Grades 1-4
- 442 Grades 5-8
- 331 Grades 9-12 + SP
- 412 No Enrolled Student





## Community Budget Survey Data

### Community Responses

- 1.Improve School safety (506)
- 2.Retain and recruit high-quality staff (500)
- 3.Low student-teacher ratios (489)
- 4.SEL, anti-bullying & substance use (462)
- 5.Staff to support diverse learning needs (245)
- 6.Alleviate space concerns (229)
- 7.Interventionists MS/HS (199)
- 8.Reduce chronic absenteeism (105)

### Staff Responses

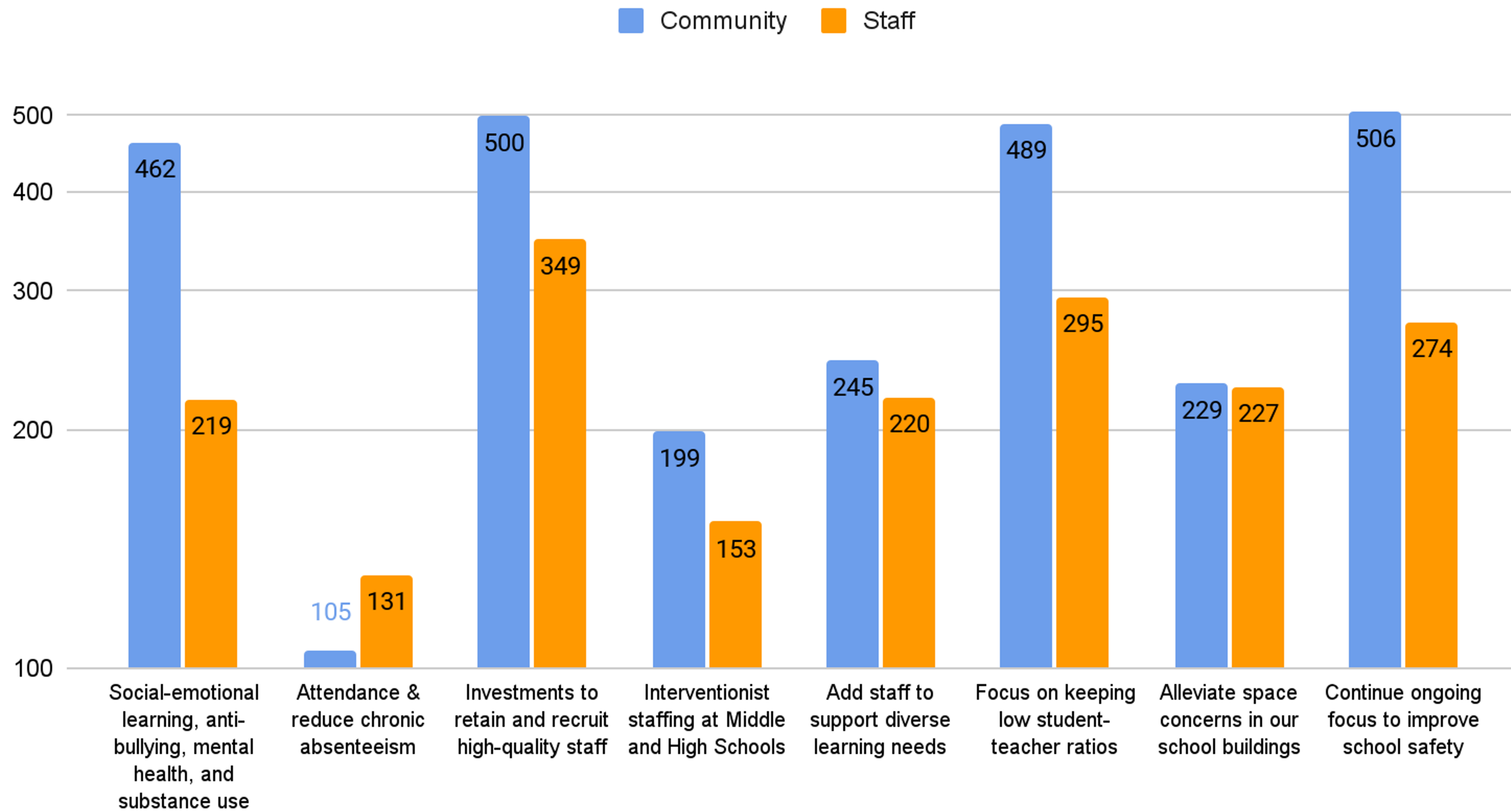
- 1.Retain and recruit high-quality staff (349)
- 2.Low student-teacher ratios (295)
- 3.Improve School safety (274)
- 4.Alleviate space concerns (227)
- 5.Staff to support diverse learning needs (220)
- 6.SEL, anti-bullying & substance use (219)
- 7.Interventionist staffing MS / HS(153)
- 8.Reduce chronic absenteeism (131)





# Budget Process

## Community Budget Survey Data - Comparison Chart







# Budget Process

- **LEVEL FUNDED**

- Same \$\$\$ as Previous Year
- Typically Indicates a Reduction in Services / Staff

- **LEVEL SERVICE**

- Providing all of the Services / Staffing / Supplies as the Previous Year
- Typically Includes Salary Increases (CBA Commitments) and Contracted Service Increases

- **INCREASED SERVICES**

- Adding Funds Above Level Service to Increase Services / Staffing





# What Does the Data Say?

## Historical State Contribution (Chapter 70 Funding)

Year	Chapter 70 Aid	Change over PY	Change %
FY15	\$45,091,781		
FY16	\$46,462,498	\$1,370,717	3.04%
FY17	\$49,625,635	\$3,163,137	6.81%
FY18	\$52,474,585	\$2,848,950	5.74%
FY19	\$54,644,839	\$2,170,254	4.14%
FY20	\$58,353,924	\$3,709,085	6.79%
FY21	\$63,349,956	\$4,996,032	8.56%
FY22	\$64,982,436	\$1,632,480	2.58%
FY23	\$73,906,310	\$8,923,874	13.73%
FY24*	\$82,633,811	\$8,727,501	11.81%

\* Governor's Budget

<https://www.doe.mass.edu/finance/chapter70/profile.xlsx>





# What Does the Data Say?

## Historical Enrollment

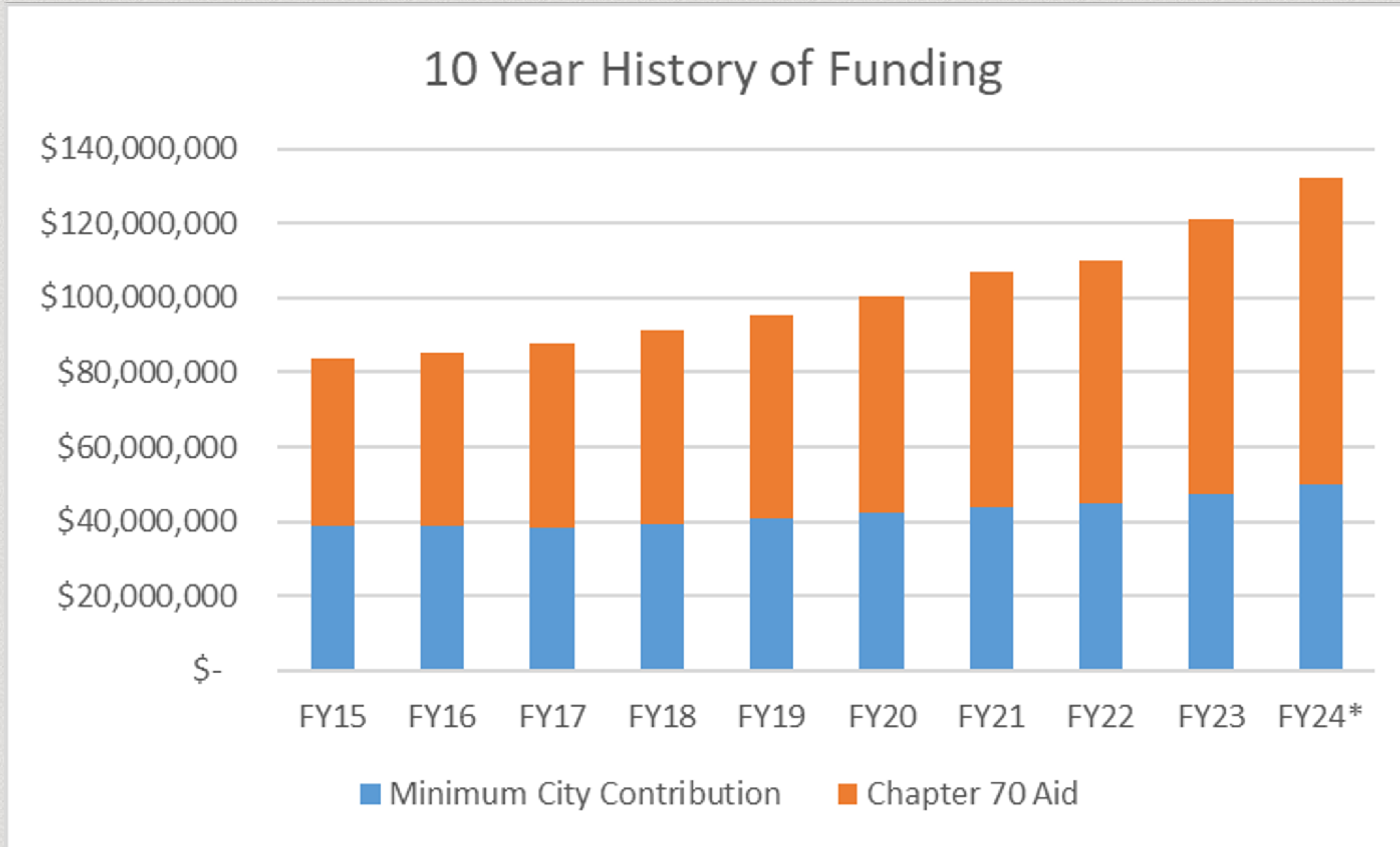
School Year	Enrollment	Change	Change %
2009-2010	7,544		
2010-2011	7,582	+38	+0.50%
2011-2012	7,745	+163	+2.15%
2012-2013	7,923	+178	+2.30%
2013-2014	7,951	+28	+0.35%
2014-2015	8,105	+154	+1.94%
2015-2016	8,200	+95	+1.17%
2016-2017	8,304	+104	+1.27%
2017-2018	8,316	+12	+0.14%
2018-2019	8,237	-79	-0.96%
2019-2020	8,540	+303	+3.68%
2020-2021	8,276	-264	-3.19%
2021-2022	8,252	-24	-0.03%
2022-2023	8,287	+35	+0.42%

These figures are based on October 1 enrollment numbers reported to DESE and do not reflect students who “move in” throughout the year. Foundation enrollment is reported in October of the prior fiscal year (e.g. FY23 enrollment = Oct 1, 2021 headcount).





# What Does the Data Say?







# What Does the Data Say?

## Required Net School Spending

Fiscal Year	Required NSS	Actual/ Budgeted NSS	Amount over RNSS	% over RNSS
2018	\$91,533,733	\$95,303,067	\$3,769,334	4.1%
2019	\$95,275,049	\$100,861,673	\$5,586,624	5.9%
2020	\$100,463,268	\$108,679,510	\$8,216,242	8.2%
2021	\$107,185,066	\$120,148,192	\$12,963,126	12.1%
2022	\$109,839,438	\$125,203,118	\$15,363,680	14.0%
2023	\$121,331,863	\$135,179,340*	\$15,667,477	12.9%
2024	\$132,551,888			

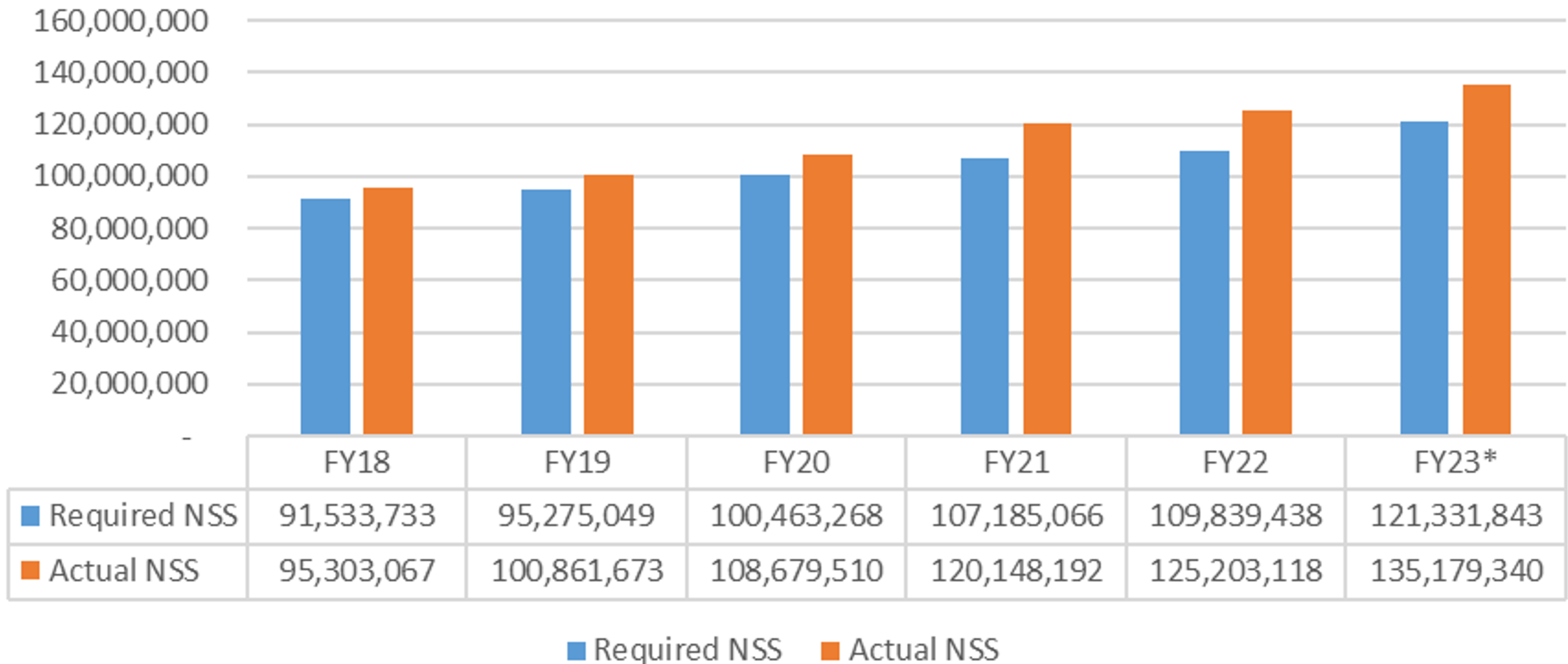
\* Includes \$1,820,000 from mid-year added funding from City





# What Does the Data Say?

## Net School Spending







# What Does the Data Say?

## Amount City Reports to DESE for Non-LEA Expenses

Fiscal Year	City Data on EOYR	% Increase
FY18	\$22,973,092	
FY19	\$22,224,286	-3.26%
FY20	\$24,144,693	8.64%
FY21	\$26,660,605	10.42%
FY22	\$28,682,596	7.58%
FY23	\$31,496,109	9.81%
FY24		





# Creating a Budget/Building a School System

## School Year 2019-2020 Budget Successes

- 14.5 New Behavioral Health Positions
- Coaches and Interventionists
- Bilingual Parent Liaisons
- Research-based Mentor & Induction Program
- Free Full-day Kindergarten
- Universal Free Lunch and Breakfast
- Elimination of Sports Fees





# Creating a Budget/Building a School System

## School Year 2020-2021 Budget Successes

- Remote Learning Academy
- I-ready Implementation
- Added 8 Bilingual Parent Liaisons
- Eliminated Pre K Tuitions
- Removed AP Test Fee
- Added Special Ed, Multilingual Ed, Adjustment Counselor, Nursing, Custodial & Facilities Support Staff





# Creating a Budget/Building a School System

## School Year 2022-2023 Budget Successes

- Added Grade 9 Team HHS - Enrollment Growth
- Implemented New K -12 Social Studies & History Curriculum
- Gateway Academy Expansion
- Doubled Early College Enrollment - Added Early College Promise
- Increased Access to Health & Wellness Curriculum
- Security Upgrades: Staffing, Cameras, RFID, PD, Phasing in Door Access Alarms & Bus Tracking System
- Implemented LineWize - Student Online Wellness & Security Monitoring System
- Created Para to Teacher Pipeline w/ Merrimack College & U Lowell Special Ed Teacher Training Program





# Fiscal Cliff?



Be Mindful of the “Fiscal Cliff”

**\$8,755,191 in Federal ESSER Funding drops off in FY25**

Federal Funds issued to public school districts nationwide during the pandemic.

HPS received \$26.7M in funds between FY21 and FY24.

HPS reserved 49% (\$8,411,850) of ESSER III funding for FY23 and 51% (\$8,755,191) for FY24.

There will be no ESSER allocation in FY25





# Creating a Budget/Building a School System

## School Year 2023-2024 Proposed Budget Funding

Chapter 70 State Funding	\$82,633,811
City Contribution	\$36,548,274*
Federal ESSER III Funding	\$ 8,755,191
<b>Total Proposed Budget</b>	<b>\$127,937,276</b>

\*City Contribution Includes FY23 Approved Budget of \$33,098,274 + FY23 Strike Increase of \$1,820,000 + FY24 Strike Increase \$1,630,000 = \$36,548,274





# Creating a Budget/Building a School System

## School Year 2023-2024 Level Service Budget Drivers

- Salaries / Contractual Increases  
\$4,774,000
- Special Ed In District Transportation \$899,000
- DCF / Homeless Transportation \$604,000
- Special Ed Private School Increase (14% DESE) \$1,400,000
- Special Ed Collaborative Increase \$312,000
- Natural Gas Increase  
\$693,000
- Electricity Increase  
\$222,000
- Unsettled / Expiring Labor Agreements TBD





# Creating a Budget/Building a School System

## Redistribution of Resources

- Tilton Upper Funds & Staffing to Consentino / Tilton
- Pentucket Lake / Walnut Square / Silver Hill Grade Configurations
- Special Education Resource Reallocation (moving programs / staffing)
  - Teachers
  - ESPs
  - Specialists / Therapists
- CNA / LPN Assignments
- Revamped Encore Schedules
- EL / ML Teacher Assignments
- Custodial Allocation Changes





# Creating a Budget/Building a School System

## School Year 2023-2024 Priority Initiatives

Multiple unknowns exist for FY24 including the settlement of several union contracts currently in negotiations; stability of the price of electricity & natural gas; ongoing facilities repairs, upgrades and emergencies; rising transportation costs; and Circuit Breaker reimbursement.

With the \$1,630,000 appropriated, the budget will contain these initiatives parents and staff prioritized; however, they may not be possible depending on the above factors.

- Attendance Initiatives
  - At-Risk Liaisons
  - School Avoidance PD
- Special Education
  - TLC Class (1T, 2 ESP)
- HHS
  - Literacy Interventionist
  - Internship Teacher
  - Early College Coordinator
  - CTE Recruitment Retention Specialist
  - Security Guard
- Gateway Security Guard





# Creating a Budget/Building a School System

## School Year 2023-2024 Priority Initiatives

- Add 3rd and Final Investment for Chromebook 1 to 1 Initiative
- Increase In-Town Mini-Bus Contracted Service from 14 to 15
- Continue Investments in Security Cameras and Security Enhancements
- Increase Facilities Budget for HVAC, Oil Tank Inspections / Removal, Ceiling Replacements and Emergency Contingencies

With the \$1,630,000 appropriation, the budget will contain the initiatives on this and the previous slide. Parents and staff prioritized these initiatives in their survey responses.





# Creating a Budget/Building a School System

## Other Funding Sources - IDEA

Special Education 240 IDEA Grant - \$2.7M

- Extended School Year
- Supplies
- Equipment
- Postage
- Proportionate Share
- Memberships
- Professional Development
- Assessment / Testing
- Special Education Curriculum
- Translation Services
- Safe & Supportive Services
- Transportation
- Stipends
- Assistive Technology
- Tutoring
- Evaluations





# Creating a Budget/Building a School System

## Other Funding Sources - Title Grants

Grant - \$ 3.3 M

- Curriculum
- Technology
- Fellows
- Stipends
- Mentor Program / Orientation
- Tuition Reimbursement
- Multilingual Enrichment
- Language Teachers
- MATSOL
- Safety Compliance
- Transportation
- School Supplemental Funds
- Summer / Vacation Academies
  - HPS / Community Partners
- Credit Recovery
- Bridge Program
- Summer Professional Development
- Tutoring
- Supplies
- Equity Imperative
- Proportionate Share
- Conferences





# What's Next?

## FY24 Budget Calendar

✓ Finance Subcommittee Meetings			
✓ Initial Governor's Budget Posted			
✓ Principals / Department Head Budget Procedure Review			
✓ Release Community Survey			
✓ Community Survey Closes			
✓ Principals / Department Head Budget Submissions			
✓ Individual Principal & Department Head Meetings			
✓ Leadership Team Reviews Budget Requests			
✓ Leadership Team Creates Draft Budget			
✓ HWM Budget Posted			
✓ SWM Budget Posted			
✓ School Committee Budget Workshops			
✓ Present FY 2024 Recommended Budget to School Committee	5/25		
___ Post FY 2024 Recommended Budget to Website			5/26
___ Public Hearing on the FY 2024 Recommended Budget		6/1	
___ School Committee vote on the FY 2024 Recommended Budget	6/1		
___ Present FY 2024 Recommended Budget to City Council		6/5	
++ Final State Chapter 70 Numbers Released			late June /
early July			
* Dates are subject to change			