



Haverhill Public Schools  
Consentino Middle School


# Visioning Session #3

6.2021




# Agenda

- Overview of MSBA Process
- Review of Visioning Session #1
- Review of Visioning Session #2
- Conceptual Design Exercise
- Next Steps



# MSBA PROCESS



- Existing Facility Assessment
- Define Educational Program
- Define Space Requirements
- Explore Many Options
- Explore Cost Estimates
- Narrow to Few Options
- Select Preferred Options
- Set Project Budget

MSBA PROCESS

3

4

SEPT 2021

FEASIBILITY STUDY

APRIL 2022

SCHEMATIC DESIGN

OCTOBER 2022



PLANNING

DESIGN

- Public Visioning Sessions
  - Educational Program
  - Enrollment Exploration
  - Space Summaries
- Existing Conditions Review
- Develop Full Range of Options
- Public Information Sessions
- Select Preferred Option

- Initiate Schematic Design
- Develop Cost Estimates
- Submit to MSBA for Approval
- Public Presentations
  - Preferred Option & Cost
- City's Funding Votes
  - Fall 2022



# Key Project Decisions

- **Design Enrollment**
  - 715 Students
  - 985 Students (Tilton Upper School Remains in Service)
  - 1,080 Students (without Tilton Upper School in service)
- **Design & Construction Approach**
  - Renovation Only
  - Renovation/Addition
  - All New Construction
- **Project Budget**

**Questions**





## Visioning #1

**The World Has  
changed**





“We are currently preparing students for jobs that don’t yet exist, using technologies that haven’t yet been invented, in order to solve problems that we don’t even know are problems yet.”

- Karl Fisch, Educator

**Education has  
changed**



# Education has changed

- More Individualized
- More Inclusive
- More Active / Engaging / Authentic
- What's worth knowing



**Facilities have  
changed**



# Facilities have changed

- More Environmentally Sustainable
- More Varied
- More Flexible
- More Community-Oriented



# Existing & Future Challenges

- Adequately Serving a Wide Spectrum of Maturity Levels & Needs
- Lack of Socialization
- Increased Behavioral Issues
- Where and How Does Technology Fit In
- Schools Taking on More Social Responsibility & Blame



**Visioning #2**



At your table, develop a positive headline about the project that communicates a vision for the project





Preparing our Community & Our Students  
for Success

Consentino MS Represents and Works for  
Students and the Greater Community

Making Progress Toward More Equitable  
and Inclusive Schools for the Community



# Design Enrollment



715

5<sup>TH</sup>-8<sup>TH</sup>  
Current  
Configuration



985

5<sup>TH</sup>-8<sup>TH</sup>  
Tilton Upper  
Remains in  
Service



1,080

5<sup>TH</sup>-8<sup>TH</sup>  
w/o Tilton Upper  
in Service

715

5<sup>TH</sup>-8<sup>TH</sup>  
Current  
Configuration

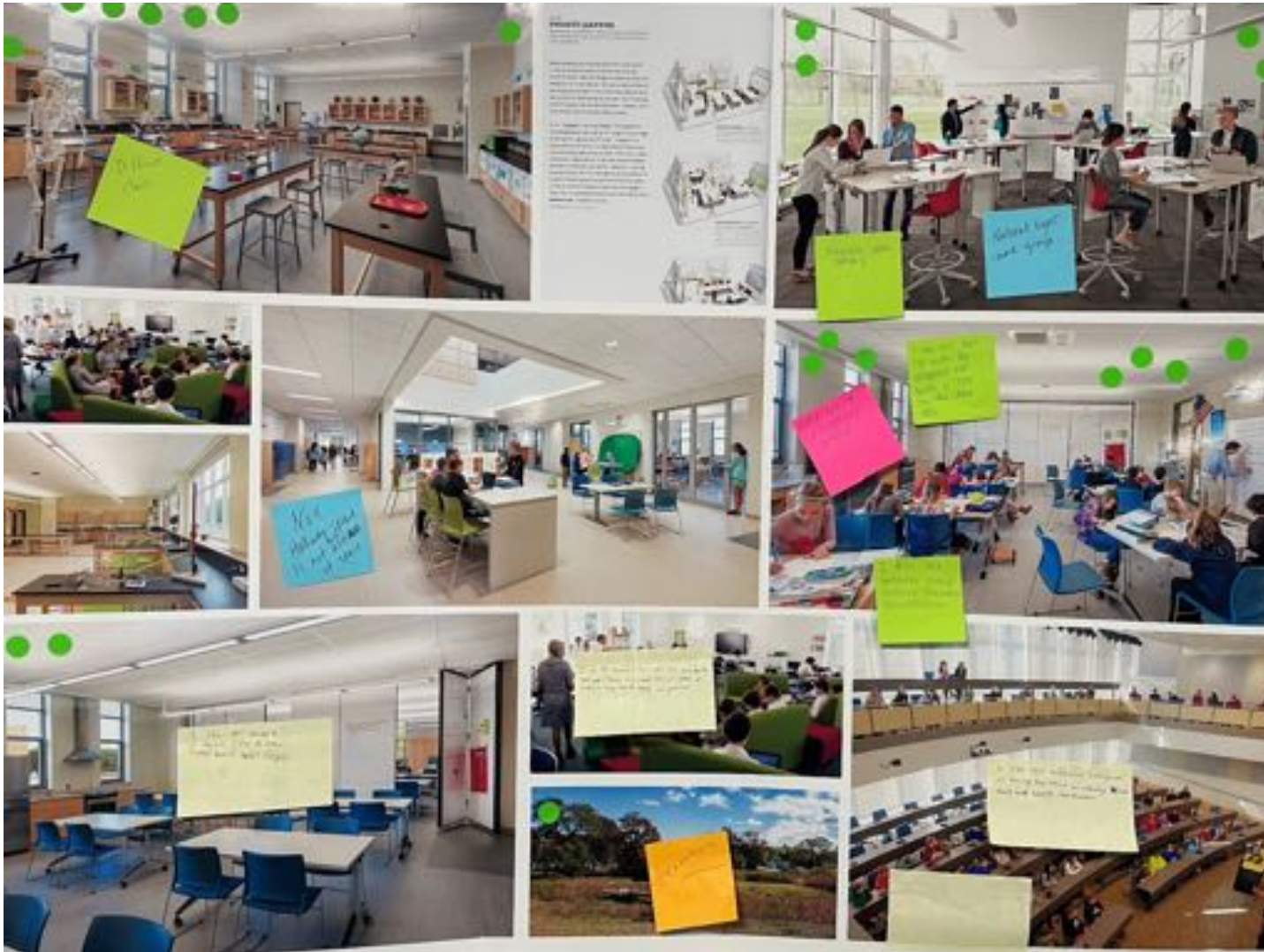
985

5<sup>TH</sup>-8<sup>TH</sup>  
Tilton Upper  
Remains in  
Service

1,080

5<sup>TH</sup>-8<sup>TH</sup>  
w/o Tilton Upper  
in Service





- Flexibility
- Variety
- Adaptability
- Fine & Performing Arts
- Outdoor Dining
- Outdoor Learning
- Community Resources
- Inclusive



- Better Site Circulation & Parking
- Public Elements at Center
- Instructional Elements in two halves – 5th & 6th Grade, 7th & 8th Grade
- Security Features

**Questions**



# Conceptual Design



# PROGRAM LIST

- 650' L SEAT (FIXED) AUDITORIUM
- SCENE SHOP
- SCENE STORAGE
- COSTUME SHOP W/ STORAGE
- VARIOUS ENSEMBLE SPACES
- BAND/ OR CHORUS INSTRUCTION
- BLACK BOX THEATER - 500' TYP
- STAGE W/ REMOVABLE EXTENSION

②  
AUDITORIUM



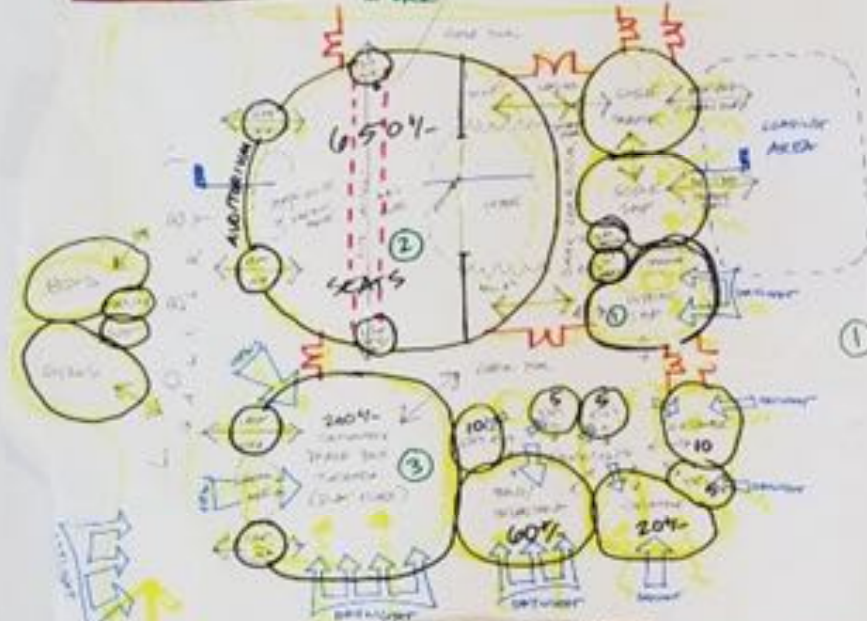
• ORIGINAL GREAT SCENES  
- vocal  
- instrumental  
- drama  
• GREAT SCENE LINES  
• PT 1-2 & 3-8 SEPARATELY  
• GREAT SCENE NO WALL

# MUSIC CONSERV

## SAMPLE



COSTUME SHOP  
• THE USEFULNESS & PROTECTION OF COSTUME FOR PERFORMANCE  
• LABEL, WITH QUALITY THROUGH THE COST/ QUALITY CORNER



③  
EVENT PARKING



BLACK BOX THEATER  
• FLAT FLOOR  
• EQUIPMENT RACK (PIPE GRAB)  
• PORTABLE RISERS  
• CUSTOM POPUP EXPRESSION  
• 200' MAX AUDIENCE

- Arts & Music
- Student Dining
- Health & Physical Education
- Library/Media Center
- Core Academic & STEAM
- Administration & Guidance
- Sports Fields & Site Amenities

Choose

## Conceptual Design Exercise Instructions

Using the tools at your table, create a concept board that communicates your spatial vision. Your primary goal is to communicate enough information for D&W to understand:

- **What type?**
- **How many?**
- **How big?**
- **Where?**

Be sure to think about spaces and programs outside of this topic. Identify potential synergies with other course and programs

## Conceptual Design Exercise Instructions

As you complete the task, please consider:

- **Look forward**
- **Flexibility**
- **Variety**
- **Prioritize**
- **Collaboration**
- **5th - 8th**
- **Outdoor learning**

## Conceptual Design Exercise Instructions

As you complete the task, please consider:

- **45 min** - to prepare a full concept board
- **15 min** - to provide feedback on others' work (and for them to provide feedback on yours)
- **30 min** - to report out

# Conceptual Design Exercise Instructions

Critique Time



Provide a comment  
about something you  
really like



Pose a question about  
changing something...

Did you consider...?  
Is there an opportunity to...?  
Could it work better if...?

Begin



Exhibit

Critique

# Conceptual Design Exercise Instructions

Critique Time



Provide a comment  
about something you  
really like



Pose a question about  
changing something...

Did you consider...?  
Is there an opportunity to...?  
Could it work better if...?

# Reporting Out

Key take  
aways

# Next Steps

- Working Group Meetings
  - Review Visioning Outcomes
  - Prepare Educational Program Narrative
  - Prepare Space Summary
- Development of Options
- January 6<sup>th</sup> - Submission of Preliminary Design Program

Thank  
You